



INSTRUCTION MANUAL

VETRA I Pendant Lamp

COMPONENTS

1

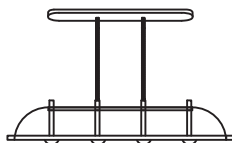


1. Hanging Board - 1 PC
2. Mounting Bracket - 1 PC
3. Chassis & Lamp Frame

2

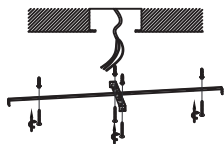


3

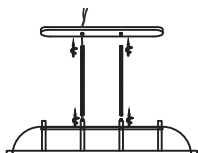


INSTALLATION INSTRUCTIONS

- 1** Install the hanging board



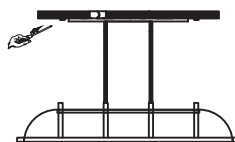
- 2** Thread the wires through the pole, and then install the chassis, pole, and lamp body together



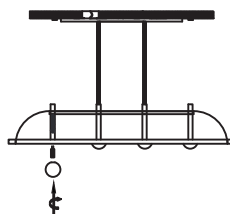
- 3** Connect the wires of the lamp body 110V



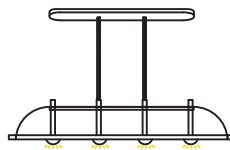
- 4** Fix the chassis to the ceiling with screws



- 5** Install the LED Light source and glass



- 6** Turn on the light, your lamp is complete



TECHNICAL SPECIFICATION

Dimensions: L 62.99 x W 15.75 x H 34.84 in

Voltage Range: 110–120V, 50Hz

Lamp Holder: G9

Light Source: G9 LED Bulb, 5W x 4 = 20W

CCT: 3000K

Driver: None

Lumen Output: 560 lm

Beam Angle: 180°

CRI: 85

IP Rating: IP20

Cable Length: 0.6 m

Material: Stainless Steel + Rattan + Glass

Finish: Vintage Brass

Weight: 12 kg

Package Size: 66.54 x 19.29 x 14.57 in (14.5 kg gross)

WARRANTY INFORMATION

DAMAGE & ISSUES

1. Start a return/exchange online and mark the item as damaged
2. After 30 days, coverage applies only with an extended warranty
3. Submit photos/videos — we'll assess and offer a replacement

STANDARD WARRANTY

All fixtures are covered for manufacturer defects for 30 days. Contact us with proof for a free replacement.

EXTENDED WARRANTY

Available for 12, 36, or 60 months. Includes:

1. Free instant replacements
2. Accident & manufacturer protection
3. Component coverage (excludes bulbs)

CONTACT

We're here to support you.

For warranty claims, replacements, or product help — contact our customer service team directly

24/7 Customer Service

+1 (800) 791-7436

Follow Our Instagram

@residencesupply

Shop Online at

www.residencesupply.com

